

## 13 200m Backstroke Women Final

Official

☰ Qualified

☰ Heats





















☰ Summary
























Total

Open

17-18 years

13 and older

Rank	Competitor	Age	Club	RT	PTS	Result
1	 McCarthy ...	22	 Hamilton Aq...	0.64		<b>2:13.59</b> Entry: 2:15.83 -2.24
	50m: 31.94		100m: 1:05.30 (33.36)			
	150m: 1:39.05 (33.75)		200m: 2:13.59 (34.54)			
2	 Gibson Isa...	19	 Club 37	0.63		<b>2:15.32</b> Entry: 2:18.75 -3.43
	50m: 32.18		100m: 1:06.54 (34.36)			
	150m: 1:41.62 (35.08)		200m: 2:15.32 (33.70)			
3	 Whineray T...	20	 North Shor...	0.63		<b>2:15.61</b> Entry: 2:17.50 -1.89
	50m: 32.23		100m: 1:06.60 (34.37)			
	150m: 1:41.51 (34.91)		200m: 2:15.61 (34.10)			
4	 George Am...	20	 Coast Swi...	0.63		<b>2:16.33</b> Entry: 2:17.10 -0.77
	50m: 32.01		100m: 1:06.53 (34.52)			
	150m: 1:42.13 (35.60)		200m: 2:16.33 (34.20)			
5	 Welsh Jesse	21	 Club 37	0.70		<b>2:17.79</b> Entry: 2:16.73 +1.06
	50m: 31.82		100m: 1:06.10 (34.28)			
	150m: 1:41.65 (35.55)		200m: 2:17.79 (36.14)			
6	 Abdou Hanna	18	 Wharenui S...	0.60		<b>2:18.54</b> Entry: 2:19.55 -1.01
	50m: 32.64		100m: 1:08.08 (35.44)			
	150m: 1:43.30 (35.22)		200m: 2:18.54 (35.24)			
7	 Pratt-Smith...	21	 Coast Swi...	0.67		<b>2:20.01</b> Entry: 2:18.54 +1.47
	50m: 31.90		100m: 1:06.28 (34.38)			
	150m: 1:41.90 (35.62)		200m: 2:20.01 (38.11)			
8	 Kearns (V) ...	20	 Australia	0.81		<b>2:20.21</b> Entry: 2:20.10 +0.11
	50m: 33.48		100m: 1:08.42 (34.94)			
	150m: 1:43.67 (35.25)		200m: 2:20.21 (36.54)			
9	 Asiata Dani...	18	 Howick Pak...	0.57		<b>2:21.29</b> Entry: 2:22.97 -1.68
	50m: 32.56		100m: 1:08.31 (35.75)			
	150m: 1:44.95 (36.64)		200m: 2:21.29 (36.34)			
10	 McLaren K...	17	 Trojans Swi...	0.73		<b>2:22.01</b> Entry: 2:24.49 -2.48
	50m: 33.07		100m: 1:08.59 (35.52)			

150m: 1:45.78 (37.19)		200m: 2:22.01 (36.23)			
11	 Miller Xanthe	17	 United Swi...	0.62	<b>2:22.88</b> Entry: 2:25.08 <b>-2.20</b>
	50m: 32.79 150m: 1:46.05 (37.43)		100m: 1:08.62 (35.83) 200m: 2:22.88 (36.83)		
12	 van Veldhui...	17	 Heretaunga...	0.64	<b>2:23.74</b> Entry: 2:26.51 <b>-2.77</b>
	50m: 33.10 150m: 1:46.31 (37.14)		100m: 1:09.17 (36.07) 200m: 2:23.74 (37.43)		
13	 Stanford H...	17	 Trojans Swi...	0.64	<b>2:24.70</b> Entry: 2:27.31 <b>-2.61</b>
	50m: 33.18 150m: 1:47.39 (37.91)		100m: 1:09.48 (36.30) 200m: 2:24.70 (37.31)		
14	 Ennor Zoe	18	 Heretaunga...	0.59	<b>2:24.71</b> Entry: 2:28.97 <b>-4.26</b>
	50m: 34.21 150m: 1:47.89 (37.07)		100m: 1:10.82 (36.61) 200m: 2:24.71 (36.82)		
15	 Grenfell An...	17	 Nelson Sou...	0.65	<b>2:24.90</b> Entry: 2:28.29 <b>-3.39</b>
	50m: 34.99 150m: 1:48.43 (36.98)		100m: 1:11.45 (36.46) 200m: 2:24.90 (36.47)		
16	 Scott Anabel	17	 Swim Timaru	0.64	<b>2:28.02</b> Entry: 2:26.38 <b>+1.64</b>
	50m: 33.61 150m: 1:49.11 (38.73)		100m: 1:10.38 (36.77) 200m: 2:28.02 (38.91)		
17	 Martin Sav...	19	 Coast Swi...	0.63	<b>2:17.77</b> Entry: 2:21.22 <b>-3.45</b>
	50m: 31.14 150m: 1:42.13 (35.55)		100m: 1:06.58 (35.44) 200m: 2:17.77 (35.64)		
18	 Quayle Bridie	16	 Wharenui S...	0.75	<b>2:17.89</b> Entry: 2:20.23 <b>-2.34</b>
	50m: 32.49 150m: 1:43.24 (35.91)		100m: 1:07.33 (34.84) 200m: 2:17.89 (34.65)		
19	 Lyles Jade	14	 Phoenix Aq...	0.67	<b>2:20.80</b> Entry: 2:23.20 <b>-2.40</b>
	50m: 32.59 150m: 1:44.26 (36.40)		100m: 1:07.86 (35.27) 200m: 2:20.80 (36.54)		
20	 Riley Ariella	16	 Hamilton Aq...	0.73	<b>2:21.83</b> Entry: 2:25.53 <b>-3.70</b>
	50m: 34.35 150m: 1:46.16 (36.16)		100m: 1:10.00 (35.65) 200m: 2:21.83 (35.67)		
21	 Bates Olivia	17	 North Shor...	0.74	<b>2:26.03</b> Entry: 2:29.46 <b>-3.43</b>
	50m: 34.44 150m: 1:48.78 (37.48)		100m: 1:11.30 (36.86) 200m: 2:26.03 (37.25)		
22	 Skidmore E...	18	 Trojans Swi...	0.75	<b>2:27.17</b> Entry: 2:30.63 <b>-3.46</b>

	50m: 34.35	100m: 1:11.11 (36.76)			
	150m: 1:49.19 (38.08)	200m: 2:27.17 (37.98)			
<b>23</b>	 Cain-Townl...	17  Nelson Sou...	0.75	<b>2:28.43</b>	Entry: 2:30.16 <b>-1.73</b>
	50m: 34.49	100m: 1:10.99 (36.50)			
	150m: 1:49.70 (38.71)	200m: 2:28.43 (38.73)			
<b>24</b>	 Wyatt Hayley	14  Coast Swi...	0.68	<b>2:31.21</b>	Entry: 2:29.97 <b>+1.24</b>
	50m: 35.01	100m: 1:12.95 (37.94)			
	150m: 1:51.63 (38.68)	200m: 2:31.21 (39.58)			